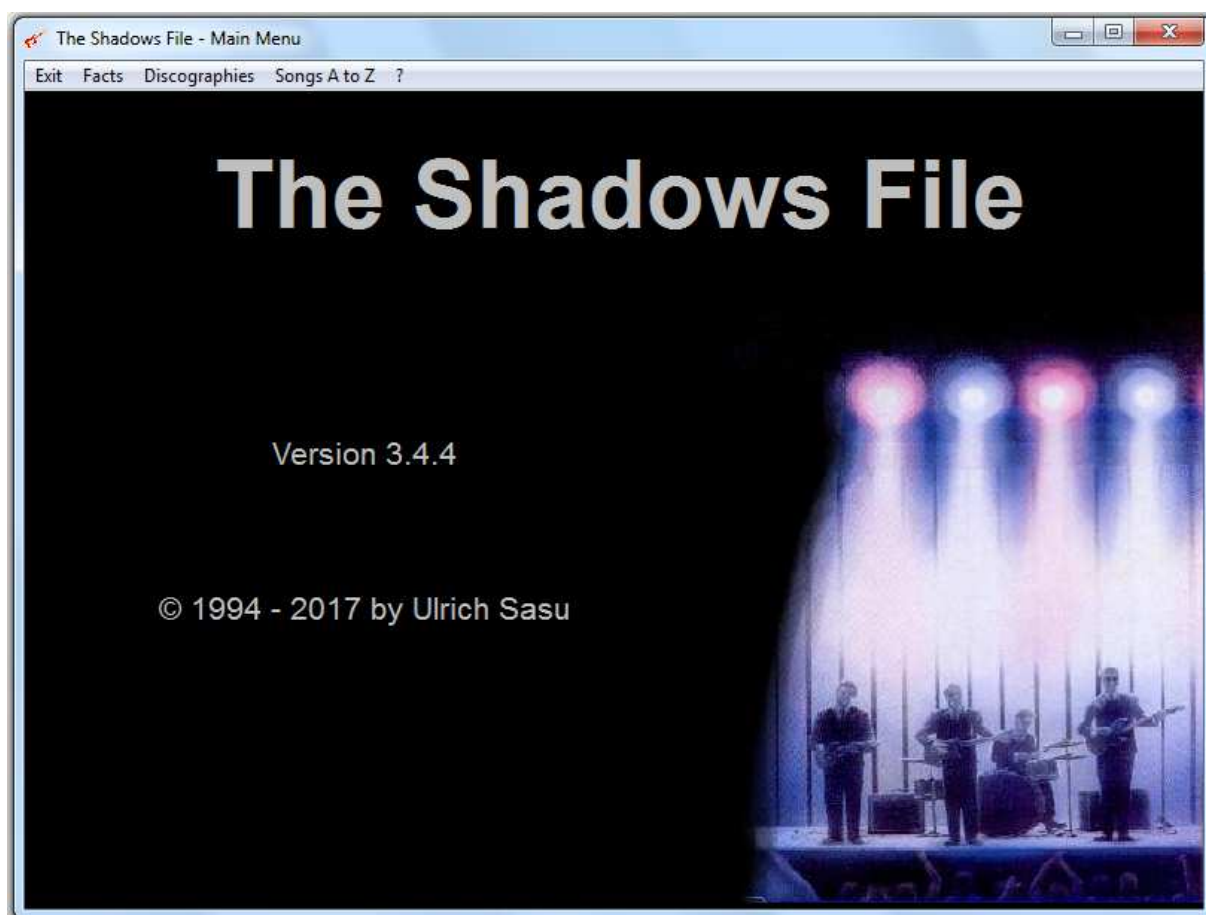


The Shadows File

Version 3.4.4 for Windows® XP to 10



The History

The first release of the standalone computer database The Shadows File saw the light of day in 1994 when MS-DOS ruled personal computers. It included an A to Z track list of all recordings ever made by the Shadows as a group, those made by their individual members and all where they collaborated with other artists. For each track there was information about composers, musicians, recording location and date, the first mono and stereo release, and details of chart success or remarks about the origin of the tracks – as far as this information was available.

Version 3.4.4 of the Shadows File still includes an updated alphabetical song list of all Shadows recordings. The solo recordings as well as the participation in the recordings of other artists remain reserved for a future release.

Additionally you will now find a worldwide discography of Schellac singles (10" 78rpm), the singles (7" 45rpm), the EPs (7" 45rpm), the maxi singles (12" 45rpm) and the LPs (10" or 12" 33 rpm). CDs are not included yet.

This catalog is as close as possible to a complete discography of Shadows. Nevertheless, it is to be assumed that a few releases will be missing. I would look forward to supplements.

The existence of all entries in these lists is verified, they come from either my own collection (95%), or I got a proof from collector friends, or I had them in my own hands at record fairs or fanmeetings. The listings include repressings and reissues. (The Cliff Richard LPs with Shadows titles were less important for completeness.)

Both main parts of the Shadows file are linked with each other, which allows the basic information of one part to be easily accessed from the other part.

The Installation

The ShadowsFile requires Windows® as operating system. The program was tested without problems under Windows® XP, Vista, 7, 8 and 10. A DVD drive is necessary for the set up. The required space on the hard disc is about 2 GB. 2 MB of RAM have so far been turned out as sufficient.

In order to exclude possible problems depending on the operating system and computer configuration, no entries will be made in the registry of Windows®. This, however, requires an installation 'by hand', which can easily be done.

From the DVD you only have to copy the complete directory **version 3-4-4** including all files and subdirectories to a hard disk of the computer. Depending on the transfer speed of the DVD drive, this may take up to 30 minutes.

Depending on the operating system and the used anti-virus program, a message may be displayed that the program can not be authenticated or verified. At the same time, a list of action options appears. Be assured that the *Shadows File* is secure and does not influence your computer in any way.

The Uninstallation

If you should - unexpectedly - want to remove the shadowsfile from your computer, simply delete the directory **version 3-4-4** from the hard disk you are using. Since no entries were made in the Windows® registry, no fragments remain in any places.

Using the *Shadows File*

The program is started by double-clicking the file **ShadowsFile.exe** in the main directory **version 3-4-4**.

If desired, a link to the program can also be created on the desktop by right-clicking on **ShadowsFile.exe** and selecting **Send to Desktop** in the window that now opens.

If wanted, icons are available in the main directory of the program.

After the start, the main menu of the program is displayed:

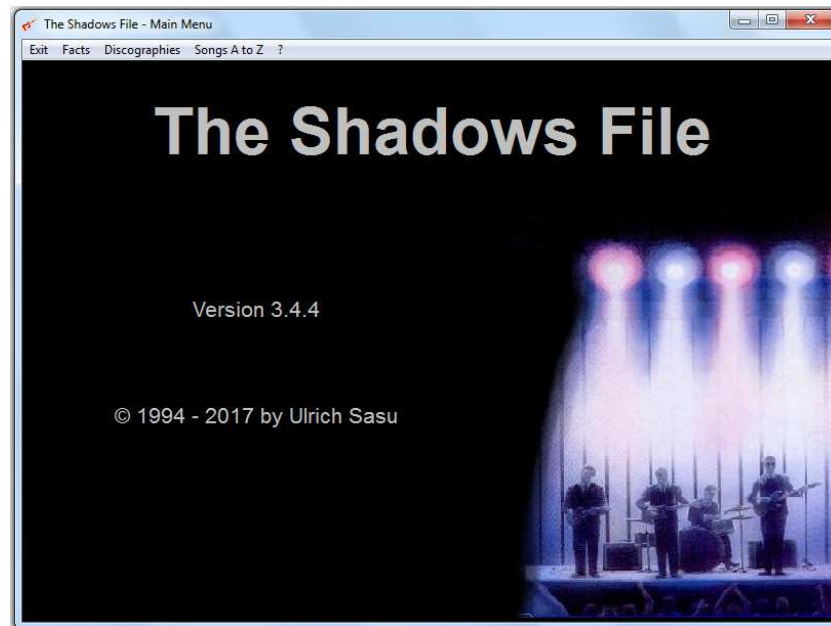


Fig. 1

Exit will terminate the program.

Facts provides the biography of the Shadows as well as the band's line-ups in the course of the 50 years of its existence.

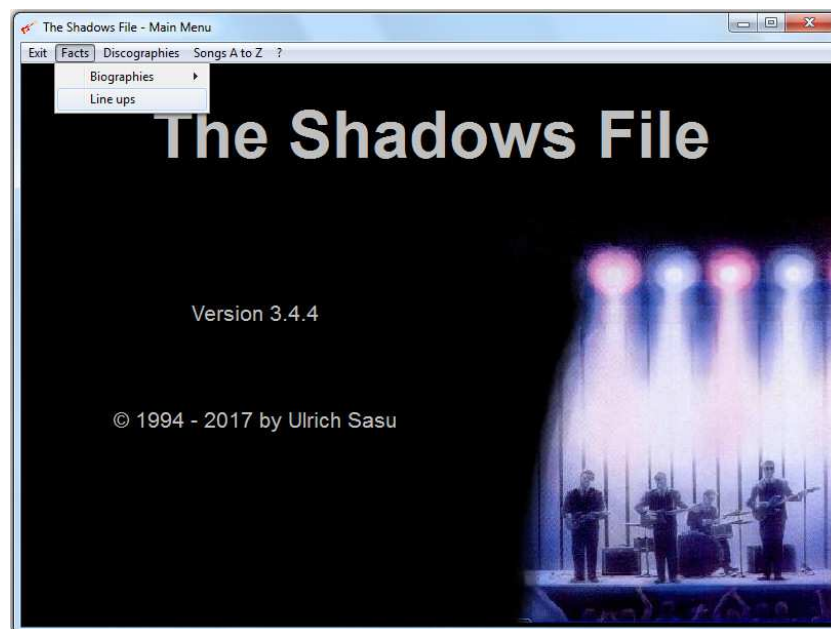


Fig. 2

Discographies

Discographies opens a drop-down menu, where you first have to select the medium and then the country for which the discography is to be displayed:

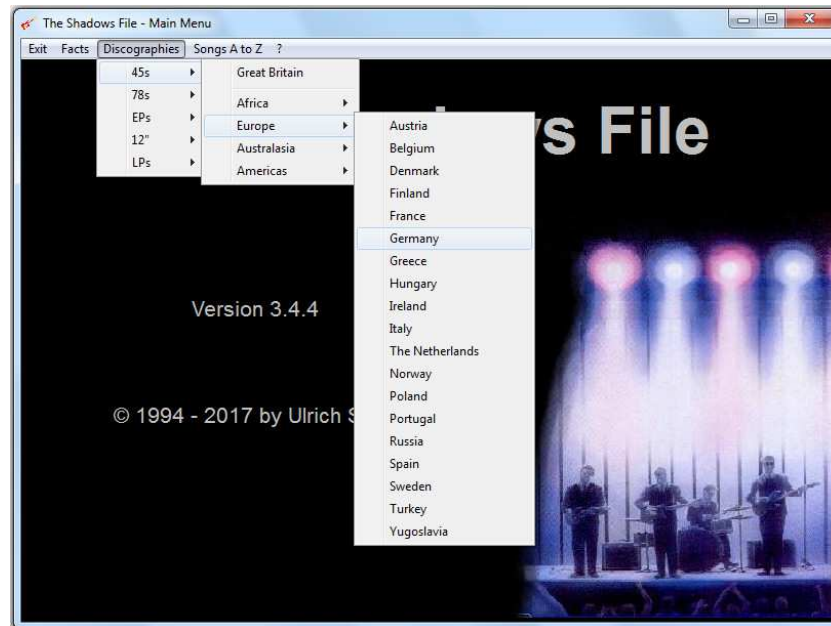


Fig. 3

Then a new window appears, in which you see on the left a selection list with the catalog numbers of the records. The first entry is automatically selected, and in the remaining part of the window all further data on this disk is displayed, including reduced size pictures of label and cover.

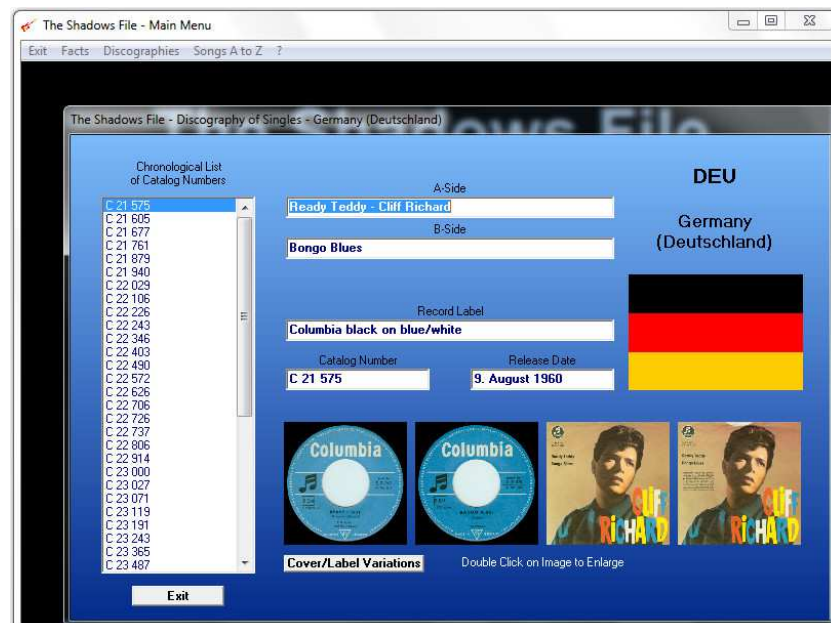


Fig. 4

In the list on the left the desired record can be selected by clicking on the catalog number. The display on the right gets changed accordingly. This part of the discography is left with the exit button at the bottom left.

Double-clicking on one of the pictures opens an enlarged image, which can be closed with the red cross on the bottom right:



Fig. 5

If there are alternatives to the selected record, a **Cover/Label Variations** button is visible below the left label photo (see Fig. 4). A click on this button will open a window where you can scroll through the alternatives using the right or left arrows. Below the first picture is visible:



Fig. 6

A double click on one of the tracks of the record opens another window, but only if the track is a recording of the Shadows. There you can view detailed information about this song.

A more specified description can be found in the section *Songs A - Z*:

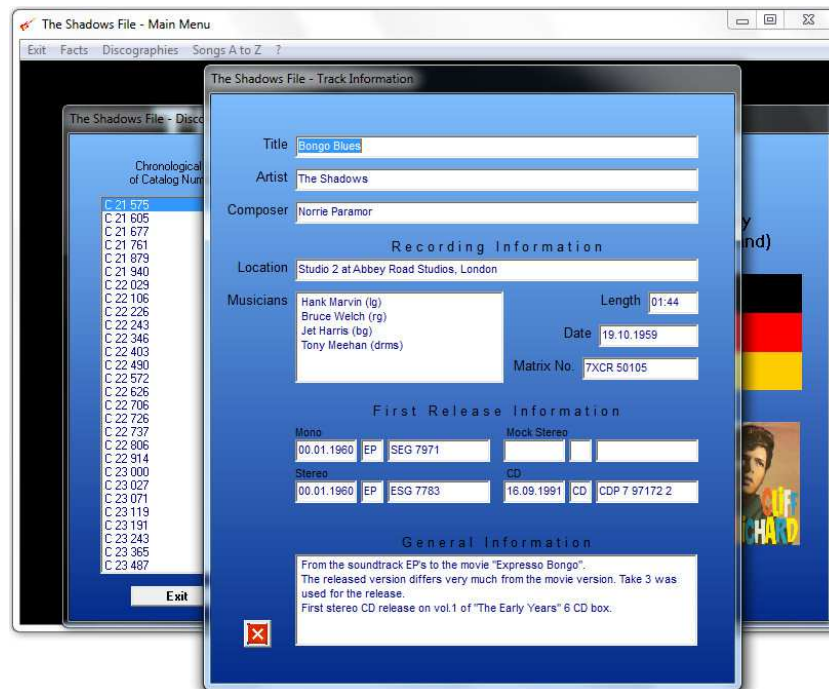


Fig. 7

This window is closed with the red button at the bottom left.

Songs A to Z

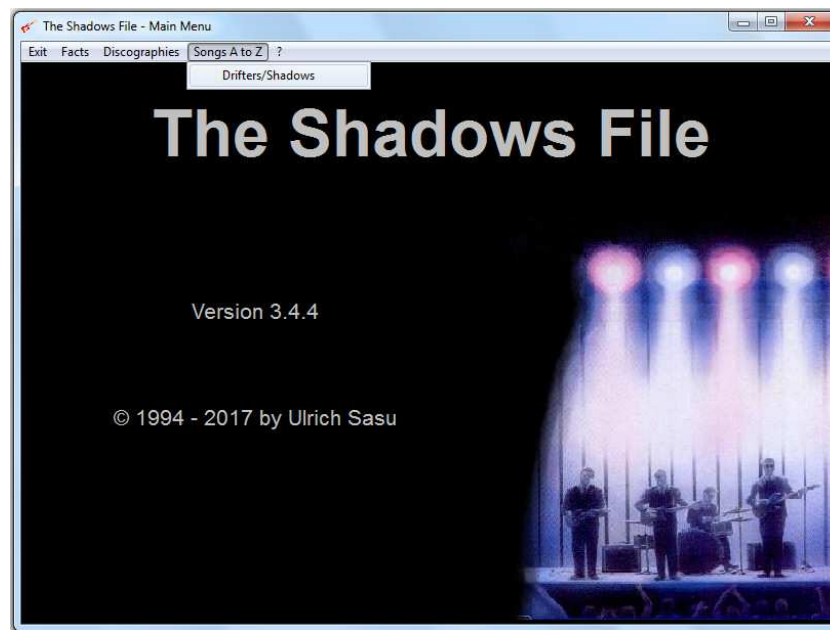


Fig. 8

If you select *Drifters/Shadows* in the main manu in the section **Songs A to Z** you will get the display below:

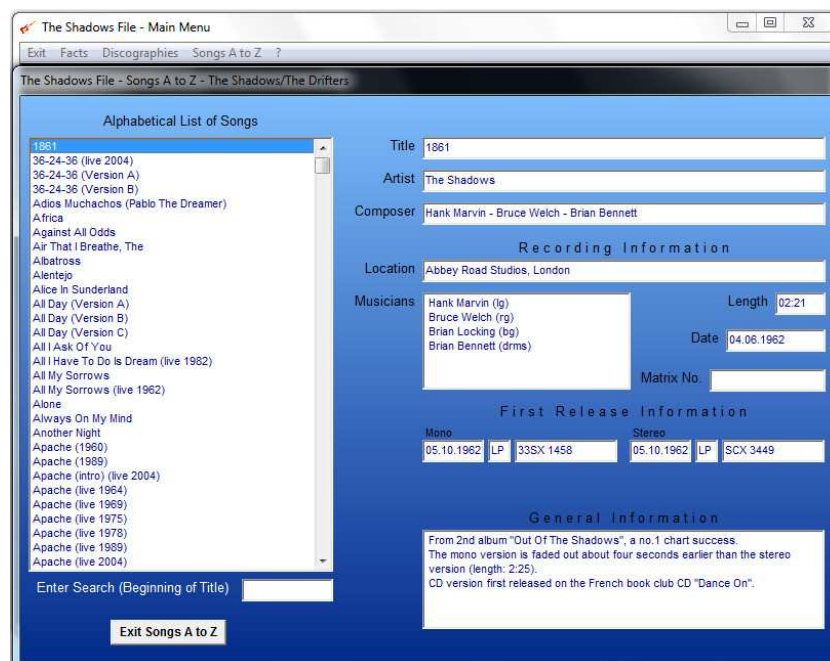


Fig. 9

All tunes, which were ever recorded by the Shadows or the Drifters under these names, are listed in alphabetical order in the box on the left. Leading articles such as 'The', 'A' or 'An' are moved to the end of the title.

The first title of the list is already selected and the details are presented on the right. The box 'General Information' gives details about the original medium, the highest chart position (in the U.K.), the origin of the composition, the first CD publication, etc. Above the original release date, medium and catalog number are given separately for mono and stereo recordings.

In the title list on the left, each title can be selected with a mouse click. More convenient is the search field below the list. If the title to be searched for is entered here, a comparison is made with the title list after each entered letter. Therefore, it is usually sufficient to enter only the first few letters (case insensitive):

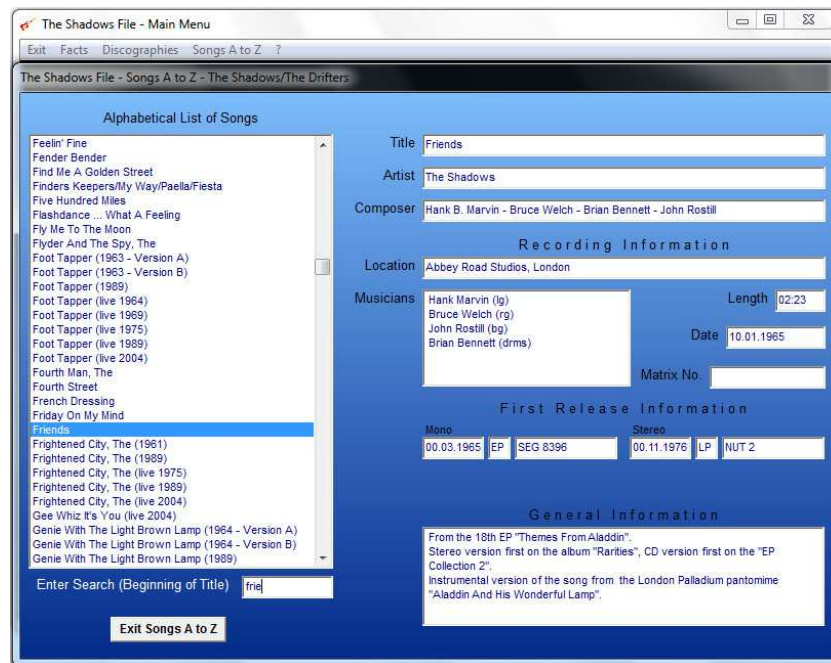


Fig. 10

The song list can be closed by clicking on the *Exit Songs A to Z* button.

The catalog numbers are linked with the discography. With the exception of the CD catalog number, double-clicking on one of the catalog number fields opens a new window, in which the basic information about this record is displayed:



Fig. 11

A double-click on one of the images leads to an enlargement of the picture as in the discography:

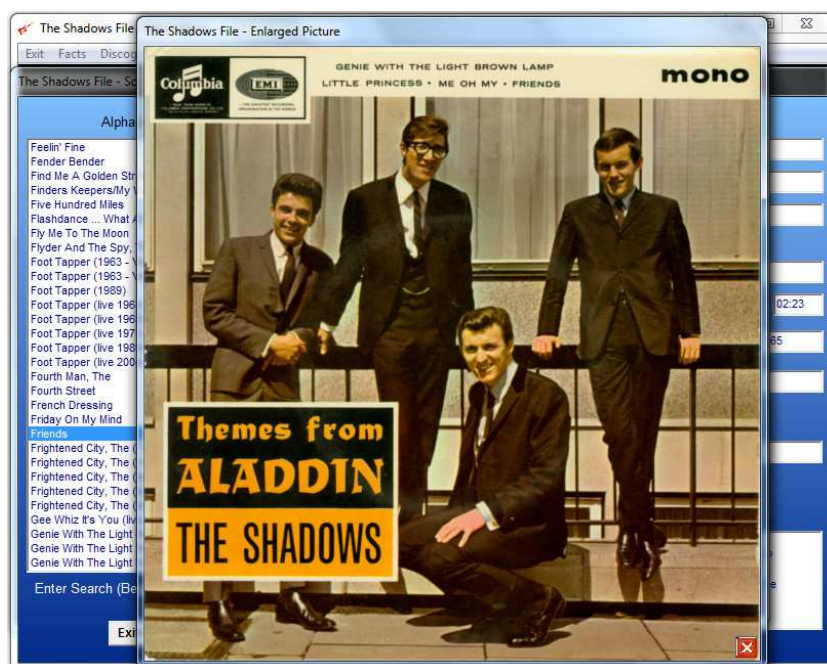


Fig. 12

Support

If you have any questions, suggestions for improvement or any other feedback, please use the eMail address TheShadowsFile@t-online.de. Apart from holidays, you should receive an answer within 24 hours.

Please use this option also for any positive and negative comments.

Ulrich Sasu